


A Shaduf

Egyptian farmers use shadufs to get water from the river to dry land.


The bucket is dipped into the river, and the weight on the other end of the "see-saw" makes it easy to lift the water.




How to make
a model
Shaduf




Take 3 sticks




Put a ball of play-dough
on the end of each stick




Stand the sticks up like a
wig wam




Take another stick and put some play-dough on one end.




Take a bun case and put some play-dough on the side





Attach the stick to the bun case
using the play-dough



Roll out a piece of play-dough



Wrap it around the
wig wam structure



Now you can
use your shaduf!

