










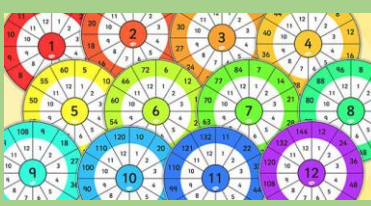


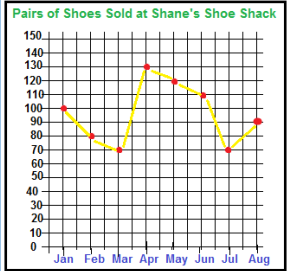


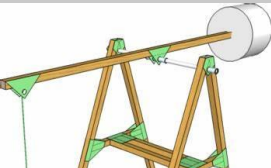
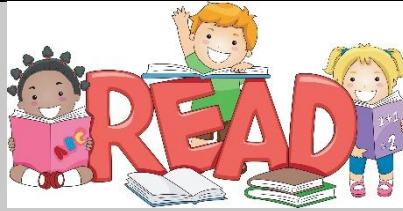


|         | Morning Session One  | Reading Activity   | Morning Session Two   | Afternoon session  | Additional Activities  |
|---------|--|--|---|--|--|
| Monday  | <p><b>LIVE LESSON 11.30am</b><br/>                     Multiplying by 10<br/>                     Shared video and PowerPoint and questioning session multiplying numbers by 10.<br/> <b>Follow up task.</b><br/>                     There is an associated worksheet on Teams –Files- Class Materials. You can either print this out or you can record your answers in a file and send to me.<br/> <b>EQUIPMENT NEEDED:</b><br/>                     Optional – printed worksheet<br/>                     Pencil and paper<br/>                     Pasta or cereal to use on a place value chart.</p>  | <p><b>Purple Mash</b><br/> <b>Group A</b><br/>                     Complete the Purple Mash 2Do – ft, ld and ilt cloze procedure.<br/> <b>Group B</b><br/>                     Read Chapter Four of Class One and the Winter Walk on Purple Mash.<br/>                     Complete associated 2Dos.<br/> <b>Group C</b><br/>                     Read Chapter Four of Animal Boy on Purple Mash.<br/>                     Complete associated 2Dos.</p>  | <p><b>Spelling – Repeating Activity</b><br/>                     In Year Four Teams – Files – Class Materials you will find a spelling pack with a variety of different strategies to help you learn them. You do not have to print it out as you can complete in Word or on paper.<br/><br/>                     Challenge – can you make your own dictionary using these words?<br/><br/>                     If you would prefer, you can use these strategies to help you learn your Spelling Bee words.<br/><br/>                     These resources come from a website called Teachers Pet which is worth a look for free resources and learning support.</p>  | <p><b>LIVE LESSON 2pm</b><br/> <b>Religious Education</b><br/>                     To explore why Christians baptise children.<br/>                     Shared video, PowerPoint and discussion.<br/><br/> <b>Follow up task</b><br/>                     Create a Baptism card for a child.<br/> <b>EQUIPMENT NEEDED:</b><br/>                     Purple Mash or Word.</p>  | <p>Log on to Daily 10 to practice your maths.<br/>                     Watch the BBC Bitesize programme for 7-9 year olds<br/>                     You can watch this on CBeebies or download and watch on BBC Iplayer. Share your favourite fact on our Purple Mash Class Blog.</p>   |
| Tuesday | <p><b>LIVE LESSON 11.30am</b><br/>                     Multiplying by 10<br/>                     Shared PowerPoint and questioning session multiplying numbers by 10.<br/> <b>Follow up task.</b></p>   | <p><b>Purple Mash</b><br/> <b>Group A</b><br/>                     Complete the Purple Mash 2Do – reading and spelling ph and wh.<br/> <b>Group B</b></p>  | <p><b>Homophones</b><br/>                     Their or There?<br/>                     Attached to this grid and on Teams – Files – Class Materials is a worksheet to help you rehearse which is the correct homophone. You can write on</p>  | <p><b>LIVE LESSON 2pm</b><br/> <b>P.H.S.E</b><br/>                     Well-being session.<br/><br/>                     Shared discussion and opportunity for children to ask questions.</p>  | <p>Log on to Daily 10 to practice your maths.<br/>                     Watch the BBC Bitesize programme for 7-9 year olds<br/>                     You can watch this on CBeebies or download and watch on BBC IPlayer. Share your favourite</p>   |

|  |  |  |  |  |  |
|--|--|--|--|--|--|
|  | <p>There is an associated worksheet on Teams –Files-Class Materials. You can either print this out or you can record your answers in a file and send to me.</p> <p><b>EQUIPMENT NEEDED:</b><br/>Optional – printed worksheet<br/>Pencil and paper<br/>Place Value resources from yesterday.</p> <p>Multiplying Whole Numbers by 10</p> <p>82 x 10 = _____      816 x 10 = _____<br/>66 x 10 = _____      711 x 10 = _____</p>  | <p><b>Read Chapter Five of Class One and the Winter Walk on Purple Mash.</b></p> <p><b>Complete associated 2Dos.</b></p> <p><b>Group C</b></p> <p>Read Chapter Five of Animal Boy on Purple Mash.</p> <p>Complete associated 2Dos.</p>  | <p>the worksheet, complete orally or copy out in your best handwriting.</p>   | <p><b>Follow up task</b></p> <p>Create a poster to display in your home to keep yourself and your family positive. It would be lovely if you could send us some pictures.</p> <p><b>EQUIPMENT NEEDED:</b><br/><b>Pen and paper</b></p>   | <p><b>fact on our Purple Mash Class Blog.</b></p>    |
| <p style="writing-mode: vertical-rl; transform: rotate(180deg);">Wednesday</p> | <p><b>LIVE LESSON 11.30am English</b></p> <p>Imagine you are a character like Emily on a school trip to a museum. You are interested in the Roman display. You touch a Roman artefact and end up in Roman times. What artefact do you touch? Where do you appear? What can you see? What happens next?</p> <p><b>Follow up Task:</b></p> <p>Complete a plan using the planning sheet in year four teams – files – class materials or from the website.</p> <p><b>You will need:</b><br/><b>Pencil and Paper.</b></p> | <p><b>Comprehension</b></p> <p>Complete the Life in Ancient Egypt comprehension. Choose a level * ** ***</p> <p>Can you challenge yourself?</p>    | <p><b>Maths Multiplication</b></p> <p>Choose a worksheet A B or C from the school website or from the year four teams -files – class materials.</p>  | <p><b>LIVE LESSON 2pm History</b></p> <p>Work with me to explore the painting in an Ancient Egyptian tomb. Let's look carefully at the pictures to see what they tell us about life in Ancient Egypt.</p> <p><b>Follow up task:</b></p> <p>Have a go at designing your own on purple mash.</p> <p><b>You will need:</b><br/><b>Pencil and Paper.</b></p> | <p>Using the link below go on to <b>hit the button</b> to practice your times tables.</p> <p><a href="https://www.topmarks.co.uk/Hit-the-Button-Quick-fire-maths-practice-for-5-11-year-olds">Hit the Button - Quick fire maths practice for 5-11 year olds (topmarks.co.uk)</a></p> <p><b>Can you read for 20minutes? Record your time for Busters Book Club.</b></p>  |

|  |  |  |   |   |  |
|--|--|--|---|---|--|
| <p style="writing-mode: vertical-rl; transform: rotate(180deg);"><b>Thursday</b></p> | <p><b><u>LIVE LESSON 11.30am</u></b><br/> <b><u>English</u></b><br/>                 Using our plans lets create a story map.<br/>                 1. Character visits museum<br/>                 2. Character interested in Romans artefacts<br/>                 3. Character touches a magic Roman artefact<br/>                 4. Character appears in a Roman scene<br/>                 5. Character is scared of something<br/>                 6. Character returns to museum<br/> <b><u>Follow up Task:</u></b><br/>                 Create your own story map, photograph it and email it to me on the class email.<br/> <b><u>You will need:</u></b><br/>                 Pencil, paper, your plan.</p> | <p><b><u>RIC</u></b><br/>                 Answer the RIC Question on the website.</p>   | <p><b><u>PE</u></b><br/>                 On the school website – Our Learning – PE – Term 3 Lockdown PE Challenges – Term 3 Week 2 – Scroll down to KS2 challenge and complete challenge 2 battle ships.<br/>                 Share your answer to the question on the class blog.</p>  | <p><b><u>LIVE LESSON 2pm</u></b><br/> <b><u>Maths</u></b><br/>                 Work with me to interpret line graphs.<br/> <b><u>Follow up task:</u></b><br/>                 Complete the activity on the website.<br/>                 Create a line graph on purple mash.<br/> <b><u>You will need:</u></b><br/>                 Pencil Ruler Paper</p>                     | <p><b><u>Log on to TTRS can you beat your highest score?</u></b></p>  <p><b><u>Read a book for 20minutes.</u></b></p> <p><b><u>Complete the mindfulness task</u></b><br/> <b><u>Take 5</u></b><br/>                 List 5 things you can see<br/>                 List 4 things you can smell<br/>                 List 3 things you can hear<br/>                 List 2 things you can taste<br/>                 List 1 thing you can touch</p> |
| <p style="writing-mode: vertical-rl; transform: rotate(180deg);"><b>Friday</b></p>   | <p><b><u>LIVE LESSON 11.30am</u></b><br/> <b><u>English</u></b><br/> <b><u>Lets plan together</u></b><br/>                 Use your plan and story map to help you retell your story.<br/>                 Now have a go at writing your story on purple mash.<br/>                 Remember to include the writing musts:<br/>                 -Organise in paragraphs (Each box of your story should form your paragraphs).<br/>                 -Interesting words.<br/>                 -Punctuation (Capital letters for names).</p>  | <p><b><u>Read something different</u></b><br/>                 Can you find something different to read?<br/>                 -Newspaper<br/>                 -comic<br/>                 -recipe<br/>                 -Instructions<br/>                 -blog<br/>                 -information text</p> | <p><b><u>Maths</u></b><br/>                 What the oak academy live lesson on the following link below.<br/> <a href="http://thenational.academy">Constructing bar charts (thenational.academy)</a><br/>                 Once you've watched the video have a go at the follow up task on the school website.</p>  | <p><b><u>NO LIVE SESSION</u></b><br/> <b><u>DT</u></b><br/>                 Design and create a shaduf.<br/>                 You could use, lego, knex, sticks, straws or pencils to do this.<br/>                 Using the instructions on the website, or the photos, can you create one to show next week or take a photo and email it to the school email address.</p>  | <p><b><u>Synonym smash grid: can you use the words in a sentence?</u></b></p> <p><b><u>Complete the vocab wordsearch on the website.</u></b></p>   |

-Fronted adverbials (All of a sudden, the next minute, in the blink of an eye..).



Log on to TTRS – Can you beat your highest score?

