











EYFS Remote Learning Grid - Week 6, commencing 8th February

<p>Soon it will be Valentine's Day. This is a day to celebrate the people we love. Can you draw someone you love and explain why they are so special to you?</p> 	<p>We have been learning about capacity. Can you explore this at home? Try and fill a range of containers with different amounts. Remember to use the key vocabulary: full, half full and empty.</p>  <p>(Using food colouring changes the colours!!)</p>	<p>Can you draw the lifecycle of a hen? Can you label each stage? What changes occur?</p> 								
<p>Friendship bracelets are another way to show someone that you love them. Can you make some for your friends at school? Maybe you can write their names on it.</p> 	<p>We have been learning about teen numbers. Remember, they always start with 1 tens. Using the sheet below, can you find the correct amount and circle the number?</p> 	<p>With an adult, can you research some facts about chicks? Are there different types? How big do they get?</p> 								
<p>Time to get <u>active</u>! What sounds are in your name? Using the picture below, look at the sounds in your name and try to complete each of the challenges.</p>  <p>(See below for a bigger version of this image!)</p>	<p>What words are these? Can you add the sound buttons and read them?</p> <p style="text-align: center;">sock</p> <table style="width: 100%; text-align: center;"> <tr> <td>mug</td> <td>tick</td> <td>hen</td> <td>lick</td> </tr> <tr> <td>bad</td> <td>fib</td> <td>huff</td> <td>red</td> </tr> </table>	mug	tick	hen	lick	bad	fib	huff	red	<p>Using your imagination and resources from around your home, can you create a picture of a chick? You might use fluff or paint.</p> 
mug	tick	hen	lick							
bad	fib	huff	red							

EYFS Remote Learning Grid - Week 6, commencing 8th February

<p>Rainbows have 7 different colours. Can you go on a rainbow scavenger hunt?</p> <p>(See below for a bigger version of this image!)</p> 	<p>We have been learning lots of tricky words. Remember, they are words you cannot sound out. Can you find them in the books you have at home? Which tricky word appears the most? Which is there the least?</p> <table border="1" data-bbox="1176 284 1429 459"> <thead> <tr> <th colspan="4">Tricky Words PHASE 2</th> </tr> </thead> <tbody> <tr> <td>go</td> <td>no</td> <td>I</td> <td></td> </tr> <tr> <td>to</td> <td>into</td> <td>the</td> <td></td> </tr> </tbody> </table> <p>Use the table below to record how many of each tricky word there are.</p>	Tricky Words PHASE 2				go	no	I		to	into	the		<p>Chicks live in hutches. These are their homes. Can you design your own hutch? Make sure it keeps the chicks nice and warm!</p> 
Tricky Words PHASE 2														
go	no	I												
to	into	the												

Useful links:

<https://www.phonicsplay.co.uk/resources/phase/2> - Phonics phase 2 activities.

<https://www.bbc.co.uk/cbeebies/watch/playlist-numberblocks-songs> - Songs about the number blocks.

<https://www.purplemash.com/#tab/pm-home> - Purple mash.

https://www.youtube.com/watch?v=_MVzXKfr6e8 - a counting video.


<https://zoo.sandiegozoo.org/live-cams> - we love looking at the different animals!

<https://www.bbc.co.uk/iplayer/group/p06vkmht> - watch some of the Julia Donaldson stories on BBC iPlayer.


<https://www.alarms.org/kidrex/> - for searching the internet safely with children.

<p>On Purple Mash a range of activities will be set in the 2Dos. Children can also explore Purplemash and complete activities that aren't set.</p>		<p>Click on this link to see how the chicks are getting on. What do you notice?</p>
--	--	---

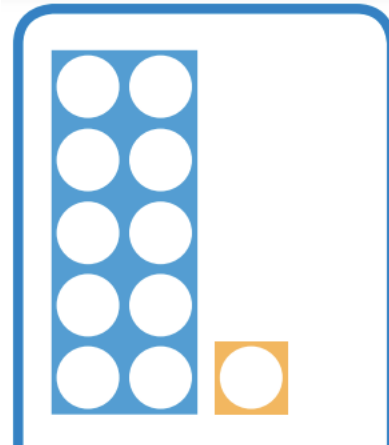
Numicon Activity




20	11	31
----	----	----




13	6	19
----	---	----




11	1	12
----	---	----




10	2	12
----	---	----




12	7	19
----	---	----



18	2	20
----	---	----



14	3	17
----	---	----









19	4	23
----	---	----

Rainbow Scavenger Hunt

RAINBOW SCAVENGER HUNT

primary playground

- 
-  Find something red.
 -  Find something yellow.
 -  Find something orange.
 -  Find something green.
 -  Find something blue.
 -  Find something purple.
 -  Name a fruit that is red.
 -  Name an animal that is yellow.
 -  Name a vegetable that is orange.
 -  Name a plant that is green.
 -  Name a flower that is purple.
 -  Name something outside that is blue.



Name Activity

what's your name? fit activity for kids

SPELL OUT YOUR FULL NAME AND COMPLETE THE ACTIVITY LISTED FOR EACH LETTER. FOR A GREATER CHALLENGE INCLUDE YOUR MIDDLE NAME & DO EACH ONE TWICE! FOR VARIETY YOU CAN USE A FAVORITE CHARACTER'S NAME OR A FAMILY MEMBER'S NAME.

- | | |
|---|--|
| A jump up & down 10 times | N pick up a ball without using your hands |
| B spin around in a circle 5 times | O walk backwards 50 steps and skip back |
| C hop on one foot 5 times | P walk sideways 20 steps and hop back |
| D run to the nearest door and run back | Q crawl like a crab for a count of 10 |
| E walk like a bear for a count of 5 | R walk like a bear for a count of 5 |
| F do 3 cartwheels | S bend down and touch your toes 20 times |
| G do 10 jumping jacks | T pretend to pedal a bike with your hands for a count of 17 |
| H hop like a frog 8 times | U roll a ball using only your head |
| I balance on your left foot for a count of 10 | V flap your arms like a bird 25 times |
| J balance on your right foot for a count of 10 | W pretend to ride a horse for a count of 15 |
| K march like a toy soldier for a count of 12 | X try and touch the clouds for a count of 15 |
| L pretend to jump rope for a count of 20 | Y walk on your knees for a count of 10 |
| M do 3 somersaults | Z do 10 push-ups |

Tricky Word Table

<u>Tricky word</u>	<u>How many times can you find it?</u>
go	
no	
to	
I	
the	
into	