


Vale View Year 4 Home Learning Term 2

Please choose one box to complete each week. You can choose to do them in any order. If you miss one during a busy week, you can catch up on the missed ones later. Some activities are shorter than others to help you manage your time at home.

If there are any concerns or worries, please do not hesitate to contact me.

<u>Maths</u>	<u>English</u>	<u>Topic: Electricity</u>
<p>Create a poster for the classroom that explains how to find number bonds.</p> <p>Choose the ones you have practiced in class:</p> <ul style="list-style-type: none">Bonds to 10Bonds to 20Bonds to 100	<p>Complete the comprehension of the firework poem. (Choose the correct one for your book band)</p> <p>Extension: Create your own firework poem on the computer. Be creative with the font for different sounds and effects.</p>	<p>Create a survey of the different types of electrical appliances you have at home. Choose one of these questions:</p> <ul style="list-style-type: none">How many items use mains power in each room?How many devices are always on in each room?How many electrical items have a part which lights up?
<p>Complete your perimeter home learning sheet.</p> <p>Extension: Can you think of your own perimeter questions?</p>	<p>Practise your spelling bee words. Use them in the sheets below.</p> <p>Extension: Use them in sentences with other spellings from this term:</p> <p><i>sion tion ssion cian</i></p> 	<p>Investigate the different types of switches you have in your house.</p> <p>Draw a diagram to explain how they work.</p>

Spelling Bees

Use this format to learn your spelling bee words.

Define it

Define it

Define it

Draw it

Draw it

Draw it

Use it in a sentence

Use it in a sentence

Use it in a sentence

Choose a way to remember the spelling

Choose a way to remember the spelling

Choose a way to remember the spelling

Define it

Define it

Define it

Draw it

Draw it

Draw it

Use it in a sentence

Use it in a sentence

Use it in a sentence

Choose a way to remember the spelling

Choose a way to remember the spelling

Choose a way to remember the spelling

Spelling Bees

Use this format to learn your spelling bee words.

Define it

Define it

Define it

Draw it

Draw it

Draw it

Use it in a sentence

Use it in a sentence

Use it in a sentence

Choose a way to remember the spelling

Choose a way to remember the spelling

Choose a way to remember the spelling

Define it

Define it

Define it

Draw it

Draw it

Draw it

Use it in a sentence

Use it in a sentence

Use it in a sentence

Choose a way to remember the spelling

Choose a way to remember the spelling

Choose a way to remember the spelling

Up, Up, Up!

- 6 Dad lit it. It got hot.
- 12 **Get back! Sit on the deck.**
- 14 Pop. Hiss.
- 17 Up, up, up!
- 25 A bit of fog and lots of red.
- 32 I had fun but the dog hid!



Read Together Quick Questions



1. Who hid?



2. Which word shows that the author had a good time? Tick one.

- deck
- fun
- fog



3. Number these verbs from 1-3 to show the order that they happen in.

- hid
- lit
- sit



4. Why do you think that Dad shouted "Get back!"?

BOOM!

- 4 Fizz, bang, shimmer, pop.
- 11 Up they go. Right to the top!
- 17 Red and silver in the dark.
- 24 We can see them in the park.
- 31 Light it and look as it zooms...
- 38 Will you hear it? Wait then... BOOM!



Read Together Quick Questions



1. Find and copy one word that means the same as 'shine'.



2. What colours are the fireworks? Tick **two**.

- green
- silver
- red



3. How do you know that the firework doesn't make a noise straight away?



4. Number these words from 1-3 to show the order that they first appear in the text.

- fizz
- hear
- right

One Little Spark

- 3 One little spark
8 sets off a powder blast
13 that zooms into the air
18 and travels far and fast.
21 One little spark
26 burns down a sparkler's stick
29 until it disappears
33 like an enchanted trick.
36 One little spark
42 can burst in green and pink
47 and rain like little stars.
53 You'll miss it if you blink!



Read Together Quick Questions



1. Find and copy one word that can mean the same as 'magical'.



2. What does the poet compare the firework's 'rain' to?

- one little spark
 little stars
 an enchanted trick



3. **You'll miss it if you blink!**
What does this line imply about the explosion?



4. What might the next verse of this poem have been about if the poet had continued writing?

Firework Night By Enid Blyton

BANG!

What's that?

Bang-Bang! Oh, Hark,

The guns are shooting in the dark!

Little guns and big ones too,

Bang-bang-bang!

What shall I do?

Mistress, Master, hear me yelp,

I'm out-of-doors, I want your help.

Let me in - oh, LET ME IN

Before those fireworks begin

To shoot again - I can't bear that;

My tail is down, my ears are flat,

I'm trembling here outside the door,

Oh, don't you love me anymore?

BANG!

I think I'll die with fright

Unless you let me in to-night.

(Shall we let him in, children?)

Ah, now the door is opened wide,

I'm rushing through, I'm safe inside,

The lights are on, it's warm and grand -

Mistress, let me lick your hand

Before I slip behind the couch.

There I'll hide myself and crouch

In safety till the BANGS are done -

Then to my kennel I will run

And guard you safely all the night

Because you understood my fright.



Firework Night By Enid Blyton **Questions**

Answer in full sentences.

1. Which animal is scared of the fireworks in the poem? Give evidence for your answer.

2. What are the fireworks compared to? Give evidence for your answer.

3. What does this line suggest about the way the animal is feeling?

'Let me in-oh, LET ME IN' Explain your reasoning.

4. Why does the animal think it's been left outside?

5. Who do you think is saying this line?

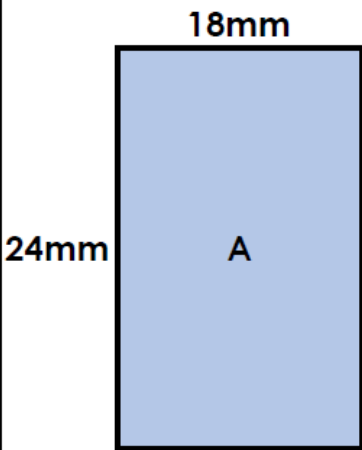
'(Shall we let him in, children?)'

6. What does the animal say he will do as a way of thanking his owner?

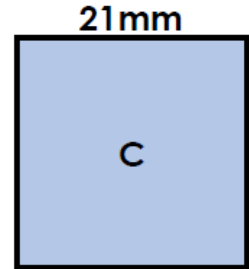
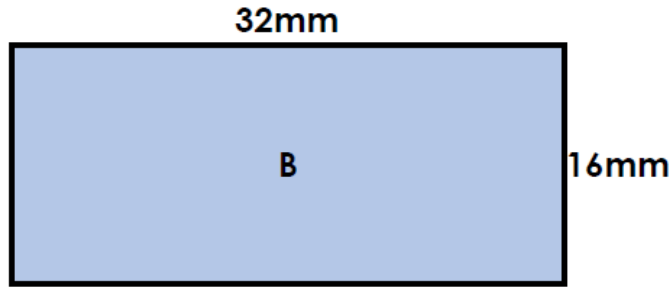
7. Why do you think Enid Blyton might have written this poem?

Perimeter of a Rectangle

4. True or false?



Each rectangle has a perimeter of 84mm.

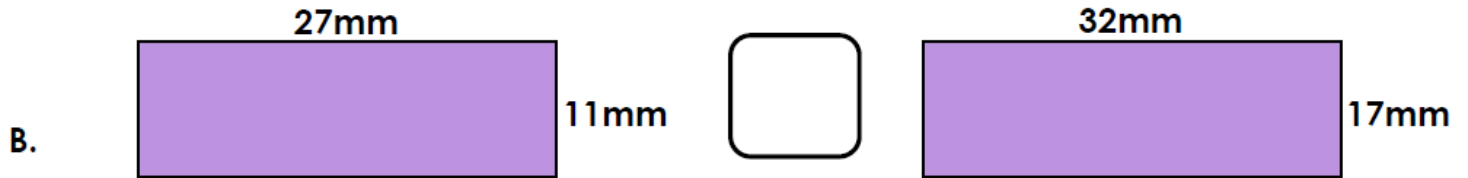
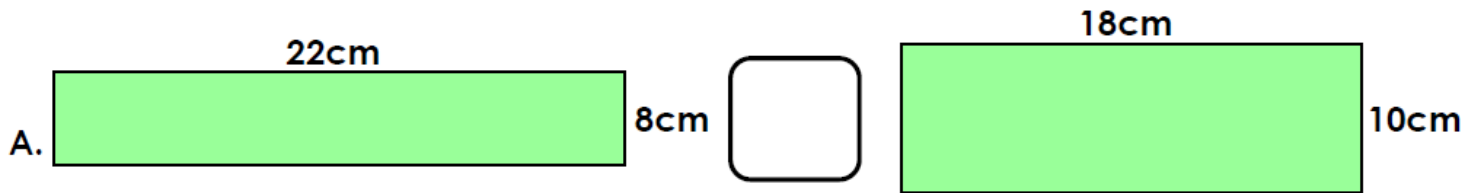


not to scale



VF
HW/Ext

5. Insert the correct symbol ($<$, $>$ or $=$) in the boxes below to make the statements correct.

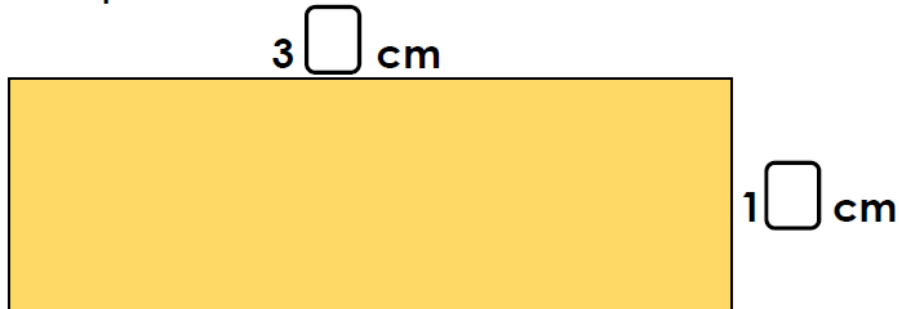


not to scale



VF
HW/Ext

6. Use the digit cards below to fill in the missing numbers if the perimeter of this rectangle is 94cm. Find 3 possibilities.



not to scale



RPS
HW/Ext