

EYFS Term 2

Sensational Celebrations



This term your child will be learning to...

Expressive Art and Design

Use a wide range of materials to make new things and learn new skills whilst constructing and making.

Begin to plan their creation e.g. by drawing and labelling.

Investigate colour mixing.

Create models linked to celebrations, such as fireworks and cards.

The Big Idea

Through playing and exploring children will learn to construct with a purpose. They will develop the use of a range of materials and tools, and will begin to use them in different and unusual ways.

As they begin to make links between their ideas, they make choices, check how well they are doing, and concentrate on achieving what they set out to do.

Drawing Club

Room on the Broom

Jolly Christmas Postman

The Gingerbread Man

The Christmas Pine

Ugly Duckling

Literacy and Drawing Club

Listening and re-telling a range of stories.

Continue to learn new phonemes and digraphs and use this knowledge to read and write simple words. Form lower case letters correctly.

Maths

Finding different ways to make 3. Comparing and describing circles, triangles, squares and rectangles.

Representing numbers 4 and 5.



Understanding the World, including RE

Begin to talk about people or events from the past.

Explore changes in materials. Think about people who are special and why.



EYFS Term 2




Drawing Club & Phonics

phoneme
grapheme
digraph
rhyme
author
illustrator

Understanding the World

Christmas
Bonfire Night
Remembrance
Special
celebration
tradition
past
present

Key Vocabulary



Maths
3
Circle
triangle
Square
rectangle
more
less

Expressive Arts and Design

make
construct
build
tools
materials
improve
mix
create