












Year R Home Learning (Amazing Animals)

Week beginning 22nd June 2020

Expressive Art and Design and Understanding the World	Communication, Language & Literacy	Maths and Physical Development
<p>A caterpillar turns into a butterfly. Can you create your own butterfly? You might want to use junk modelling or paint. Make sure it is colourful!</p> 	<p>The Very Hungry Caterpillar likes to eat lots of different foods. What is your favourite food? Can you draw a picture of it and label it?</p> 	<p>Can you try and complete the caterpillar patterns? See the attached sheet and try and finish the patterns off!</p> 
<p>Where do animals live? With an adult can you find out some facts about where animals live. Maybe you could find out where caterpillars live?</p> 	<p>Try some of the different fruits mentioned in the story. Which one is your favourite? You could try some apples, pears, strawberries, plums or watermelon! What other fruits do you think the caterpillar would like?</p> 	<p><u>Can you move like different minibeasts..</u> Can you ...zoomm like a fly Wiggle like a worm Flutter like a butterfly.... Give it a go!</p> 
<p><u>Can you design a bug house for the minibeasts?</u> How big would it be? How many rooms will it have? What animals would you choose to have in your hotel? <i>I will put some ideas below if you want to build your own.</i></p> 	<p>The hungry caterpillar turns into a beautiful butterfly! Are there other animals that change into something different when they are fully grown? Can you draw a lifecycle of them and write about each one.</p> 	<p>Can you have a go at doing some addition using the minibeasts and using your amazing maths knowledge? See the attached maths sheet below- Happy counting!</p> 

This sheet contains suggested activities for home Learning this week. It is not an expectation that all activities are completed.




Year R Home Learning (Amazing Animals)

Week beginning 22nd June 2020


Reading Challenge:

Look at some different books about animals. What can you find out about them? Can you research on the internet with an adult about your favourite animal?



Our Favourite books at school are:

- What the Ladybird Heard
- Superworm
- The Snail and The Whale.]
- Mad about Minibeasts
- Elmer and The Butterfly



Can you find anymore that you may have at home?

Some of them have the same author in common...Can you guess who it is?

On Purple mash this week, try and paint your own caterpillar! Remember to make it colourful. One book will be set a week on bug club for you to try to complete.









Year R Home Learning (Amazing Animals)

Week beginning 22nd June 2020

Write the answers in the circles. Then write the number sentence on the line below.

 +  =



 +  =

 +  =

 +  =

 +  =



Write the answers in the circles. Then write the number sentence on the line below.

 +  =

 +  =

 +  =

 +  =

 +  =



Year R Home Learning (Amazing Animals)

Week beginning 22nd June 2020



Make Your Own Minibeast Hotel

Outdoor Activity



You will need:

A suitable container or area in your outdoor area, preferably wooden	Clay drainage tubes
Compost	Fir cones
Fertile soil	Dry leaves
Pieces of wood (various sizes)	Bark
Different sized/shaped stones	Straw, hay
Bricks	Dead wood/sticks
Old roof tiles	Plants that will attract insects

Method

1. Choose either an area in your outdoor area or a wooden container and place it on the ground.
2. If the container hasn't already got holes in, make some holes in the bottom. That will create drainage and let minibeasts crawl in.
3. Fill the container with compost and fertile soil.
4. Use your resources to build various places for minibeasts to live.
5. Woodlice and beetles will like wood/sticks and if stacked, the minibeasts can crawl through them.
6. Plants will attract the crawling bugs like caterpillars, snails and spiders.
7. Butterflies and bees will like nectar-rich flowering plants.
8. It's up to you how much you put in your bug hotel.
9. Observe the hotel over time and see which minibeasts it attracts.
10. Can you find out which areas each kind of minibeast like best?

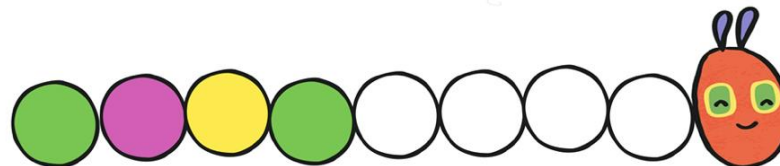
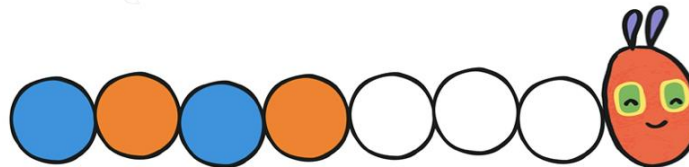
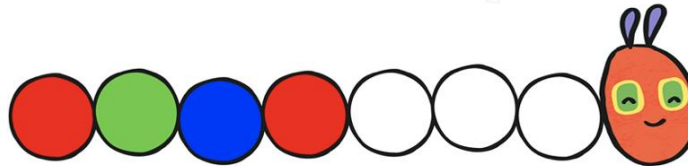

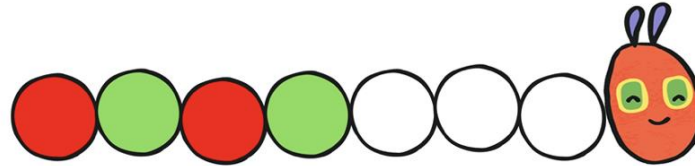




Year R Home Learning (Amazing Animals)

Week beginning 22nd June 2020

Caterpillar patterns:





Year R Home Learning (Amazing Animals)

Week beginning 22nd June 2020

Slide like
a snail!



Flutter like a
butterfly!



Zoom like
a fly!



Creep like a
beetle!



Dance like
a bee!



Spin like a
spider!




Wriggle like
a caterpillar!



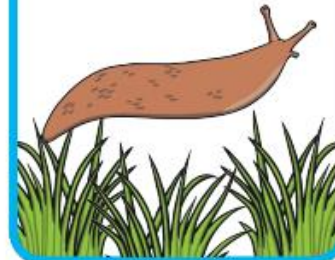
March like
an Ant!



Waltz like
a dragonfly!



Slither like
a slug!



Scuttle like
a woodlouse!



Zigzag like
a millipede!

